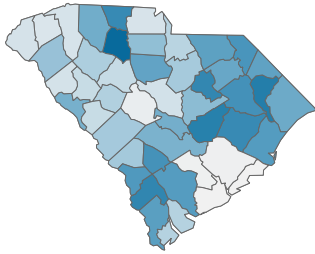


### COVID-19 in South Carolina

As of 11:59 PM on 7/11/2021

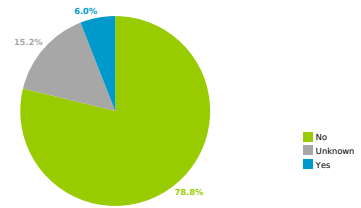
Percent of COVID-19 Cases Ever Hospitalized, by County



### COVID-19 Hospitalizations

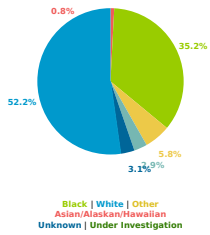
23,641

Hospitalization Status at time of Case Investigation

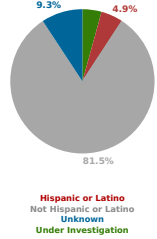


County Displayed: **South Carolina** | Dates Displayed: 3/4/2020 to 7/11/2021  
*Note: Data is suppressed for fewer than 5 cases*

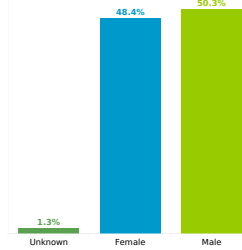
Hospitalizations by Race



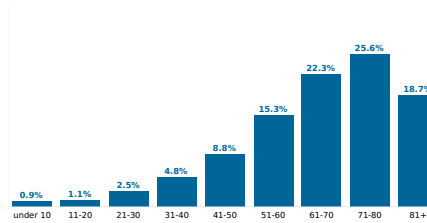
Hospitalizations by Ethnicity



Hospitalizations by Sex



Reported COVID-19 Cases, by Age Group & Age Related Information



|             |             |
|-------------|-------------|
| Minimum Age | 0.0 years   |
| Median Age  | 68.0 years  |
| Max Age     | 106.0 years |
| Average Age | 65.3 years  |